


Department of E&TC Engineering
Parents FEEDBACK ON CURRICULUM
Academic year 22-23

Subject: EPD

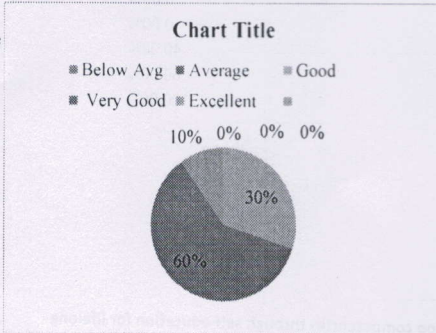
1 Understand the imp of interdisciplinary subject and applying that knowledge in learning other engg subject

Below Avg	0%
Average	0%
Good	10%
Very Good	40%
Excellent	50%
	100%




2 Completed the basic knowledge of analysis & design based on requirements of subject

Below Avg	0%
Average	0%
Good	30%
Very Good	60%
Excellent	10%
	100%




3 Able to apply research based approach using innovative tools and techniques in the various fields of Information Technology

Below Avg	0.00%
Average	10.00%
Good	10.00%
Very Good	40.00%
Excellent	40.00%
	100.00%





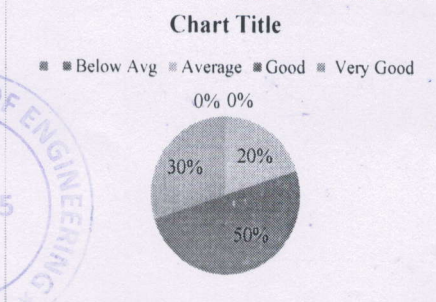
4 Able to communicate effectively in both verbal and written form and develop intrapersonal and interpersonal skills

Below Avg	0.00%
Average	0.00%
Good	20.00%
Very Good	50.00%
Excellent	30.00%
	100.00%



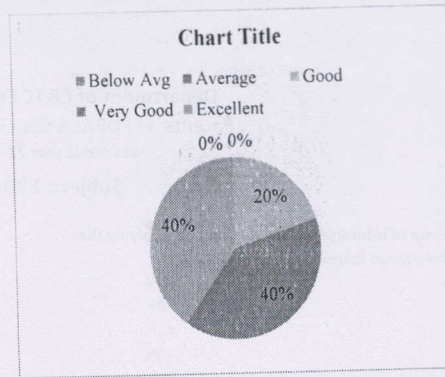
5 Able to develop competencies through self-education for lifelong learning

Below Avg	0.00%
Average	0.00%
Good	20.00%
Very Good	50.00%
Excellent	30.00%
	100.00%



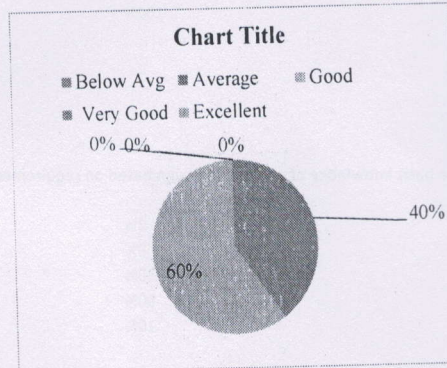
6 Learning value (in terms of skills, concepts, knowledge, analytical abilities)

Below Avg	0.00%
Average	0.00%
Good	20.00%
Very Good	40.00%
Excellent	40.00%
	100.00%



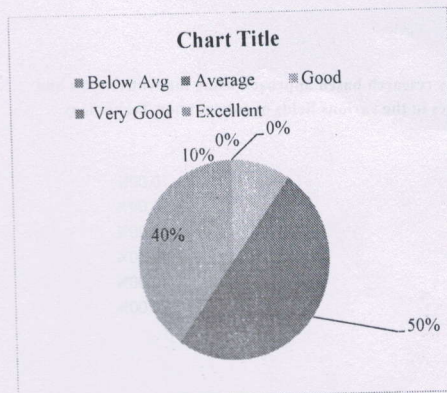
7 Depth of the course content

Below Avg	0.00%
Average	0.00%
Good	0.00%
Very Good	40.00%
Excellent	60.00%
	100.00%




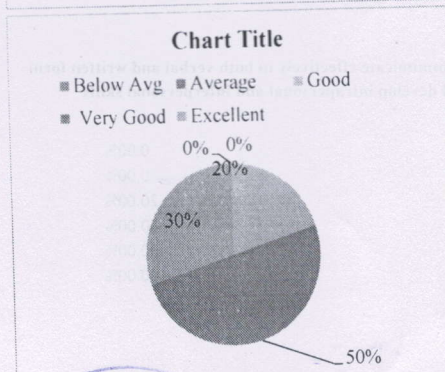
8 Able to develop competencies through self-education for lifelong learning

Below Avg	0.00%
Average	0.00%
Good	10.00%
Very Good	50.00%
Excellent	40.00%
	100.00%



9 Applicability/relevance to real life situations

Below Avg	0.00%
Average	0.00%
Good	20.00%
Very Good	50.00%
Excellent	30.00%
	100.00%

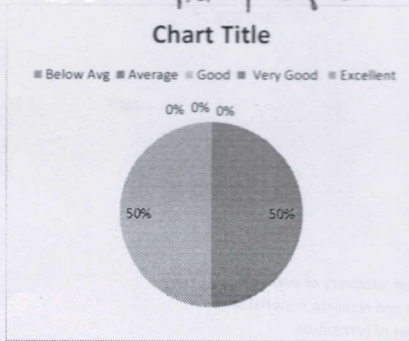


Department of E&TC Engineering
 STUDENT FEEDBACK ON CURRICULUM
 Academic year 22-23

Subject: *Principles of Communication Systems*

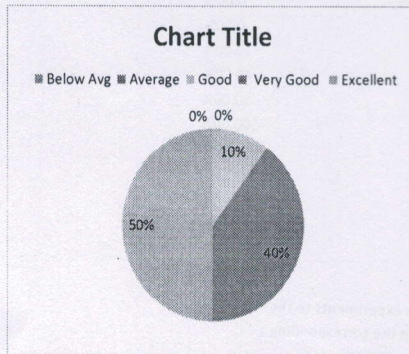
1 Scope of coverage of Course

Below Avg	0%
Average	0%
Good	0%
Very Good	50%
Excellent	50%
	100%



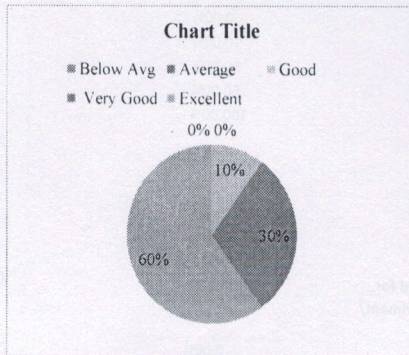
2 Depth of Course content

Below Avg	0%
Average	0%
Good	10%
Very Good	40%
Excellent	50%
	100%



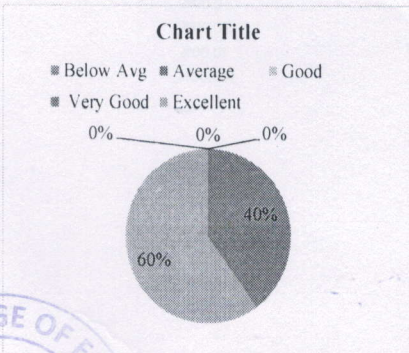
3 Applicability of curriculum in real life

Below Avg	0.00%
Average	0.00%
Good	10.00%
Very Good	30.00%
Excellent	60.00%
	100.00%




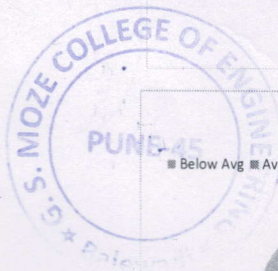
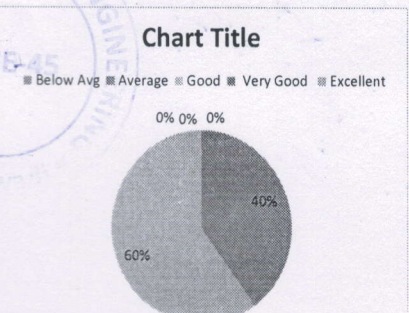
4 Difficulty level of course

Below Avg	0.00%
Average	0.00%
Good	0.00%
Very Good	40.00%
Excellent	60.00%
	100.00%



5 Learning in terms of knowledge, concepts, skills, analytical abilities, etc.

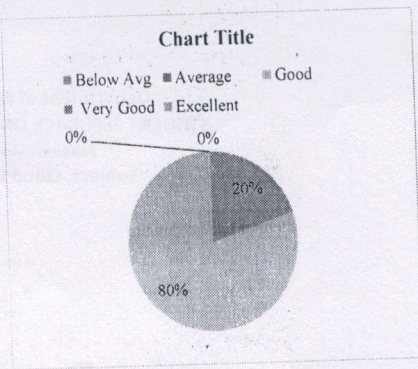
Below Avg	0.00%
Average	0.00%
Good	0.00%
Very Good	40.00%
Excellent	60.00%
	100.00%



6

Weekly hours assigned for Course

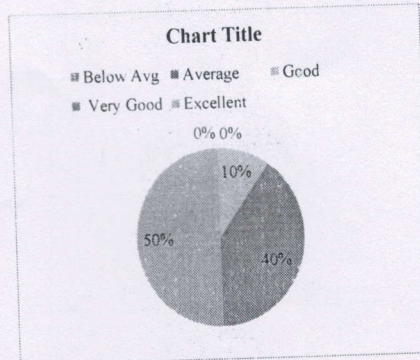
Below Avg	0.00%
Average	0.00%
Good	0.00%
Very Good	20.00%
Excellent	80.00%
	100.00%



7

Relevance and adequacy of available Library books and resource material in terms of curriculum

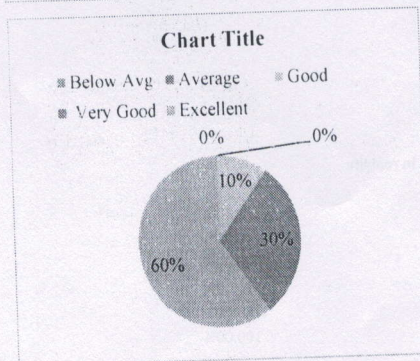
Below Avg	0.00%
Average	0.00%
Good	10.00%
Very Good	40.00%
Excellent	50.00%
	100.00%



8

Relevance of lab experiments to the topics covered in the corresponding theory course.


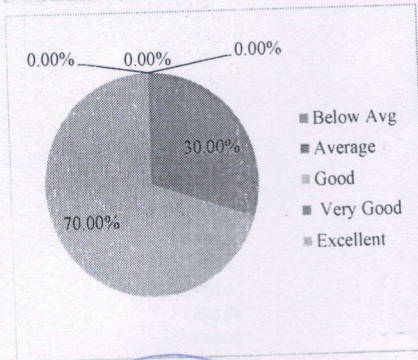
Below Avg	0.00%
Average	0.00%
Good	10.00%
Very Good	30.00%
Excellent	60.00%
	100.00%



9

Number of hours provided for completion of each experiment/ practical/ job

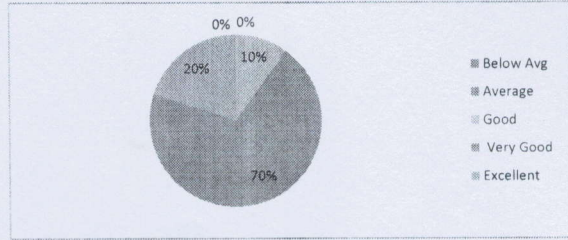
Below Avg	0.00%
Average	0.00%
Good	0.00%
Very Good	30.00%
Excellent	70.00%
	100.00%



Department of E&TC Engineering
Faculty FEEDBACK ON CURRICULUM
 Academic year 22-23

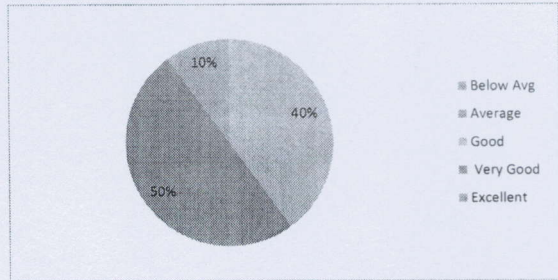
1 **Appropriateness of course outcomes**

Below Avg	0%
Average	0%
Good	10%
Very Good	70%
Excellent	20%
	100%




2 **Syllabus contents and Sequence of contents**

Below Avg	0%
Average	0%
Good	40%
Very Good	50%
Excellent	10%
	100%



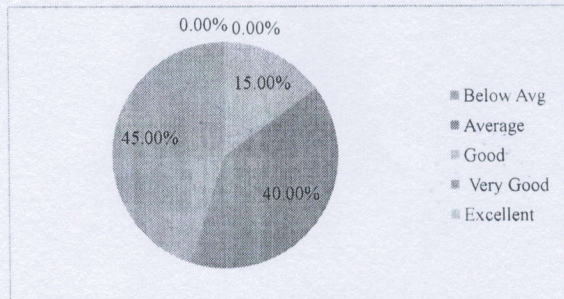
3 **Coverage of important areas through course content**

Below Avg	0.00%
Average	0.00%
Good	10.00%
Very Good	50.00%
Excellent	40.00%
	100.00%



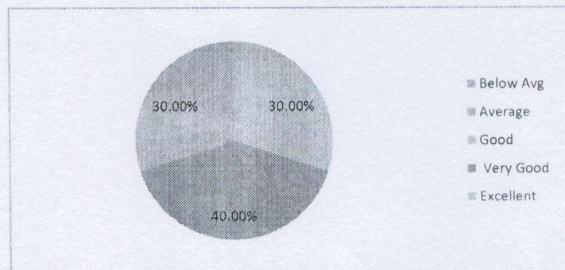
4 **Competency of student for understanding of course content**

Below Avg	0.00%
Average	0.00%
Good	15.00%
Very Good	40.00%
Excellent	45.00%
	100.00%




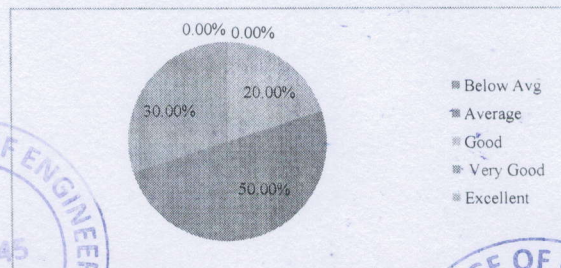
5 **Competency of recommended books & Availability of books**

Below Avg	0.00%
Average	0.00%
Good	30.00%
Very Good	40.00%
Excellent	30.00%
	100.00%



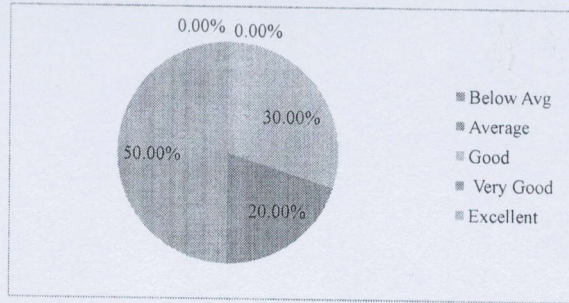
6 **Revision of course contents as per current trends of Industry and Academia**

Below Avg	0.00%
Average	0.00%
Good	20.00%
Very Good	50.00%
Excellent	30.00%
	100.00%




7 Competency of course content for competitive examinations

Below Avg	0.00%
Average	0.00%
Good	30.00%
Very Good	20.00%
Excellent	50.00%
	100.00%



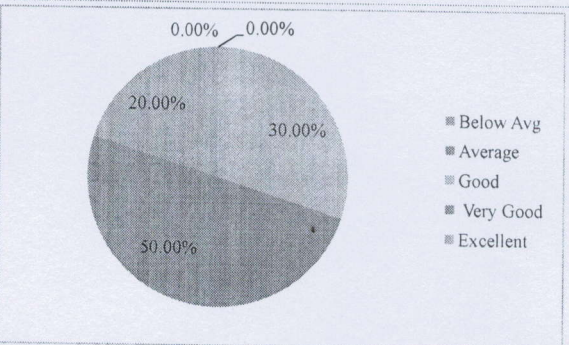
8 Implementation of pedagogical strategies

Below Avg	0.00%
Average	0.00%
Good	10.00%
Very Good	70.00%
Excellent	20.00%
	100.00%



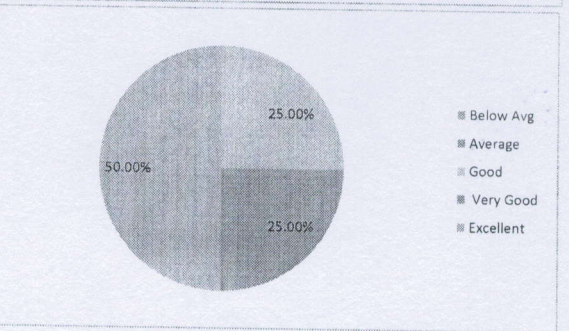
9 Relevance of Practical courses with nature of program

Below Avg	0.00%
Average	0.00%
Good	30.00%
Very Good	50.00%
Excellent	20.00%
	100.00%





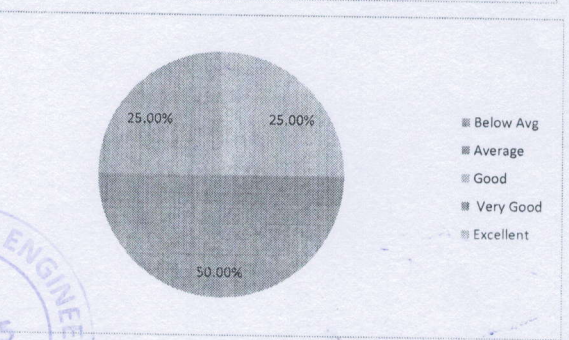
10 Effective planning of lab experiments for the semester course

Below Avg	0.00%
Average	0.00%
Good	25.00%
Very Good	25.00%
Excellent	50.00%
	100.00%



11 Availability of lab manuals/ reference material for experiment conduction

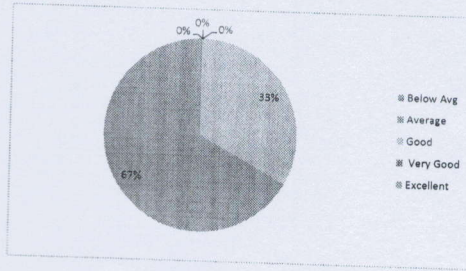
Below Avg	0.00%
Average	0.00%
Good	25.00%
Very Good	50.00%
Excellent	25.00%
	100.00%



Department of E&T Engineering
Employer feedback on curriculum
 Academic year 22-23


1 Availability of flexibility in the choice of subjects to the students

Below Avg	0%
Average	0%
Good	33%
Very Good	67%
Excellent	0%
	100%



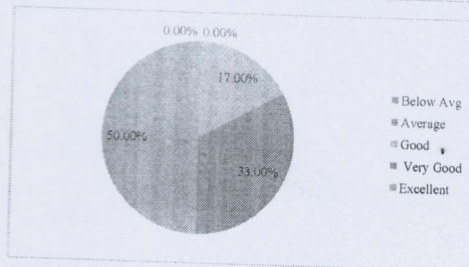
2 Curriculum relevancy for employability and job placement

Below Avg	0%
Average	0%
Good	33%
Very Good	33%
Excellent	33%
	99%



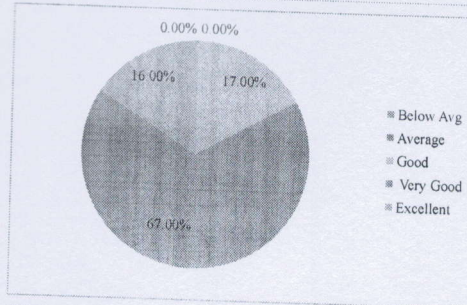
3 Effectiveness of curriculum for development of entrepreneurship

Below Avg	0.00%
Average	0.00%
Good	17.00%
Very Good	33.00%
Excellent	50.00%
	100.00%




4 Curriculum relevancy for the solution of Global and National problems

Below Avg	0.00%
Average	0.00%
Good	17.00%
Very Good	67.00%
Excellent	16.00%
	100.00%





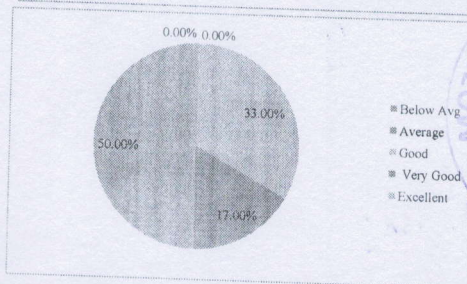
5 Job, skill and value based orientation of syllabus

Below Avg	0.00%
Average	0.00%
Good	33.00%
Very Good	0.00%
Excellent	67.00%
	100.00%



6 Competency of Syllabus in bridging the gap between industry and academic institution

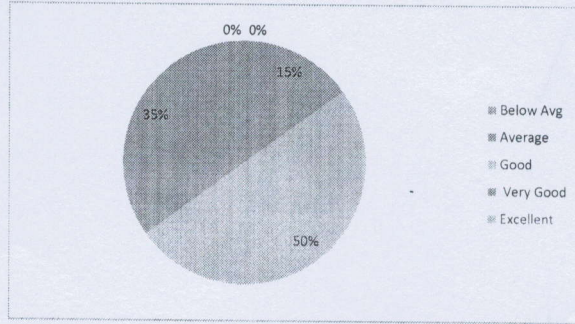
Below Avg	0.00%
Average	0.00%
Good	33.00%
Very Good	17.00%
Excellent	50.00%
	100.00%



Department of E&TC Engineering
Alumni feedback on curriculum
 Academic year 22-23

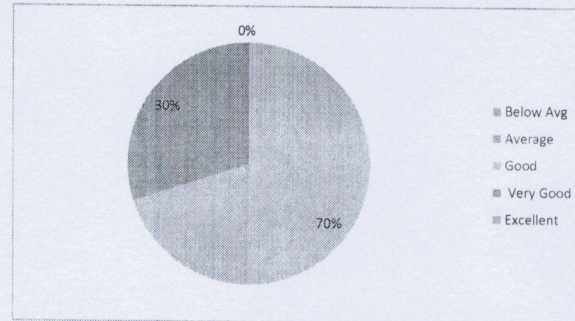
1 Scope of coverage of course

Below Avg	0%
Average	15%
Good	50%
Very Good	35%
Excellent	0%
	100%



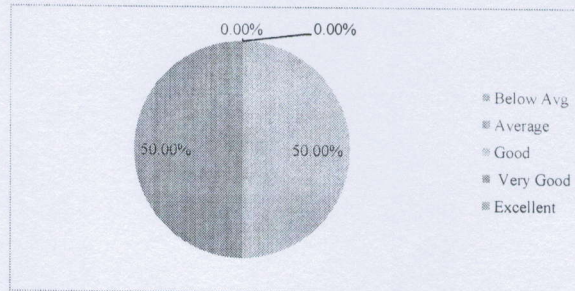
2 Depth of Course content

Below Avg	0%
Average	0%
Good	70%
Very Good	30%
Excellent	0%
	100%



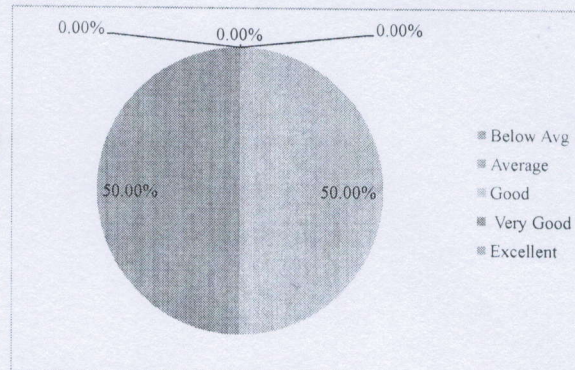
3 Applicability of curriculum in real life world/situations

Below Avg	0.00%
Average	0.00%
Good	50.00%
Very Good	50.00%
Excellent	0.00%
	100.00%




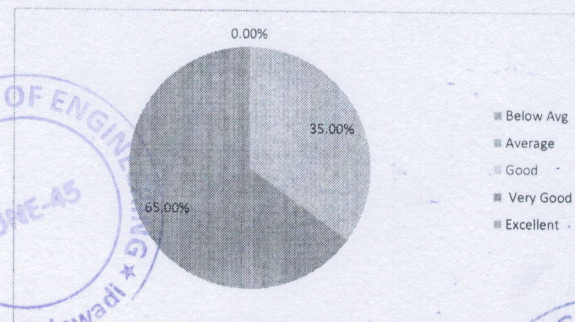
4 Difficulty-level of course

Below Avg	0.00%
Average	0.00%
Good	50.00%
Very Good	50.00%
Excellent	0.00%
	100.00%



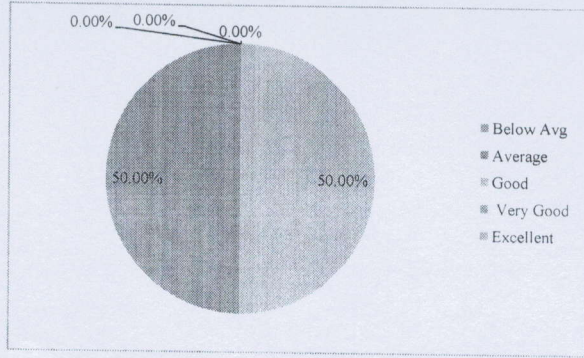
5 Learning in terms of knowledge, concepts, skills, analytical abilities, etc.

Below Avg	0.00%
Average	0.00%
Good	35.00%
Very Good	65.00%
Excellent	0.00%
	100.00%



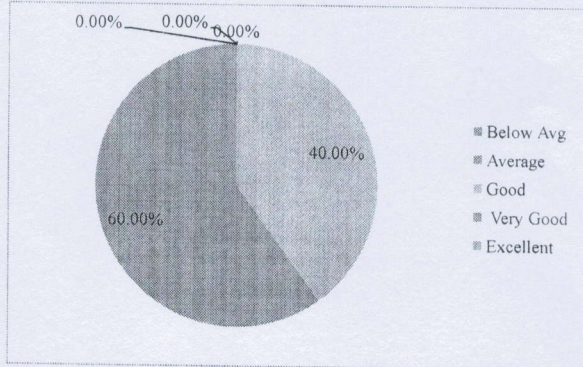
6 Competency of course content for employment opportunities/
higher studies

Below Avg	0.00%
Average	0.00%
Good	50.00%
Very Good	50.00%
Excellent	0.00%
	100.00%



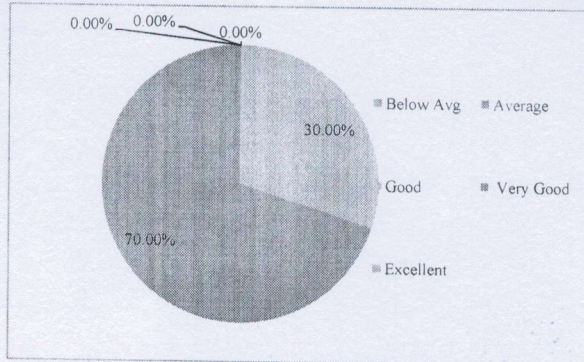
7 Competency of course content for entrepreneurship/ start-up

Below Avg	0.00%
Average	0.00%
Good	40.00%
Very Good	60.00%
Excellent	0.00%
	100.00%





8 Course content sensitization towards societal and environmental
issues and foster values through curriculum.

Below Avg	0.00%
Average	0.00%
Good	30.00%
Very Good	70.00%
Excellent	0.00%
	100.00%



9 Holistic development of student through curricular and co-curricular
activities

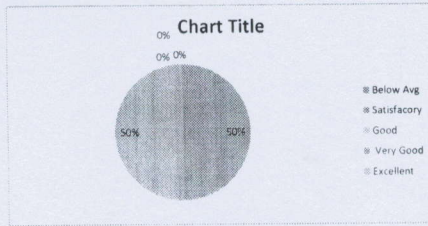
Below Avg	0.00%
Average	0.00%
Good	30.00%
Very Good	50.00%
Excellent	20.00%
	100.00%



Department of E&TC Engineering
STUDENT FEEDBACK ON Facility/Ambience
Academic year22-23


1. Computer Lab Facility

Below Avg	0%
Satisfactory	0%
Good	0%
Very Good	50%
Excellent	50%
	100%



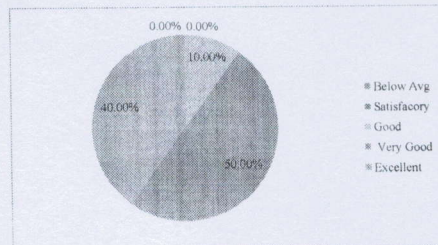
2. ICT Classroom Facility

Below Avg	0%
Satisfactory	0%
Good	40%
Very Good	40%
Excellent	20%
	100%



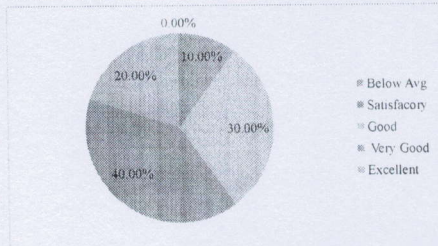
3. Library Facility

Below Avg	0.00%
Satisfactory	0.00%
Good	10.00%
Very Good	50.00%
Excellent	40.00%
	100.00%



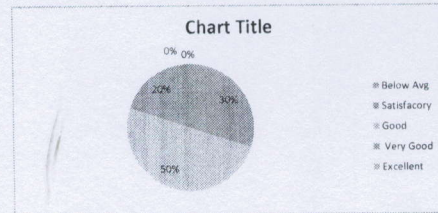
4. Drinking Water Facility

Below Avg	0.00%
Satisfactory	10.00%
Good	30.00%
Very Good	40.00%
Excellent	20.00%
	100.00%



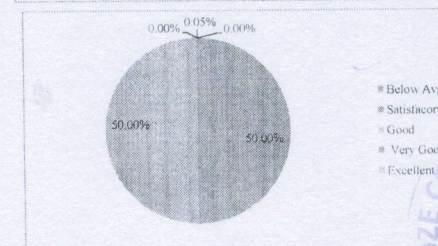
5. Wash Room Facility

Below Avg	0.00%
Satisfactory	30.00%
Good	50.00%
Very Good	20.00%
Excellent	0.00%
	100.00%





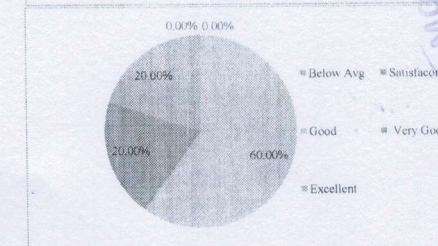
6. Internet Facility

Below Avg	0.00%
Satisfactory	0.05%
Good	0.00%
Very Good	50.00%
Excellent	50.05%
	100.05%



7. Cleanliness in Institute

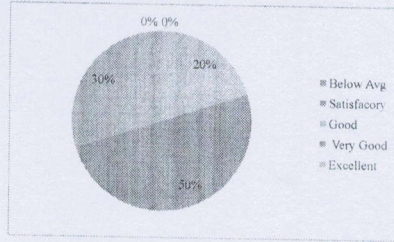
Below Avg	0.00%
Satisfactory	0.00%
Good	60.00%
Very Good	20.00%
Excellent	20.00%
	100.00%



Department of E&TC Engineering
Parents FEEDBACK ON Facility/Ambience
Academic year22-23

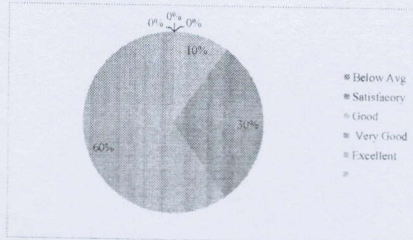
1. Computer Lab Facility

Below Avg	0%
Satisfactory	0%
Good	20%
Very Good	50%
Excellent	30%
	100%



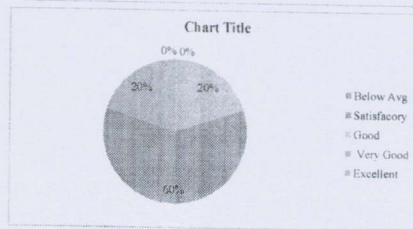
2. ICT Classroom Facility

Below Avg	0%
Satisfactory	0%
Good	10%
Very Good	30%
Excellent	60%
	100%



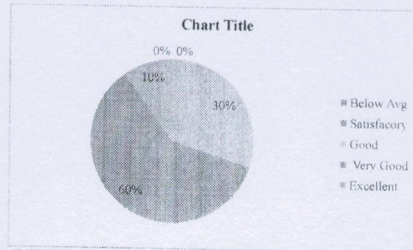
3. Library Facility

Below Avg	0.00%
Satisfactory	0.00%
Good	20.00%
Very Good	60.00%
Excellent	20.00%
	100.00%



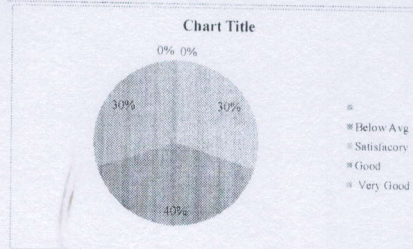
4. Drinking Water Facility

Below Avg	0.00%
Satisfactory	0.00%
Good	30.00%
Very Good	60.00%
Excellent	10.00%
	100.00%



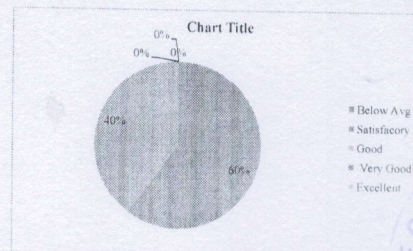
5. Wash Room Facility

Below Avg	0.00%
Satisfactory	0.00%
Good	30.00%
Very Good	40.00%
Excellent	30.00%
	100.00%





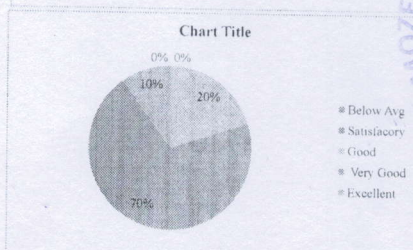
6. Internet Facility

Below Avg	0.00%
Satisfactory	0.00%
Good	0.00%
Very Good	60.00%
Excellent	40.00%
	100.00%



7. Cleanliness in Institute

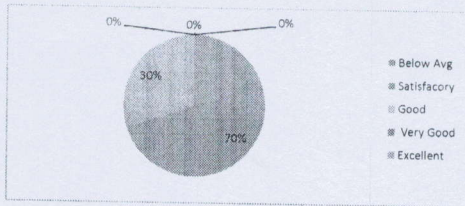
Below Avg	0.00%
Satisfactory	0.00%
Good	20.00%
Very Good	70.00%
Excellent	10.00%
	100.00%



Department of E&TC Engineering
Faculty FEEDBACK ON Facility/Ambience
Academic year22-23

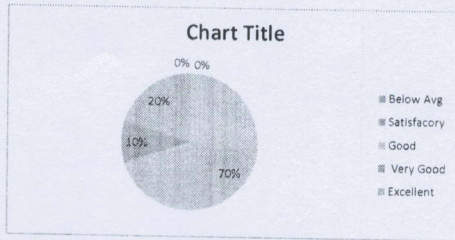
1. Computer Lab Facility

Below Avg	0%
Satisfactory	0%
Good	0%
Very Good	70%
Excellent	30%
	100%



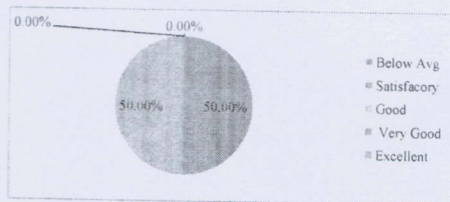
2. ICT Classroom Facility

Below Avg	0%
Satisfactory	0%
Good	70%
Very Good	10%
Excellent	20%
	100%



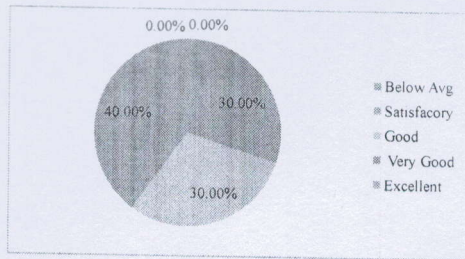
3. Library Facility

Below Avg	0.00%
Satisfactory	0.00%
Good	0.00%
Very Good	50.00%
Excellent	50.00%
	100.00%




4. Drinking Water Facility

Below Avg	0.00%
Satisfactory	30.00%
Good	30.00%
Very Good	40.00%
Excellent	0.00%
	100.00%



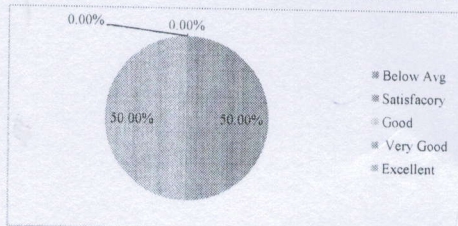
5. Wash Room Facility

Below Avg	0.00%
Satisfactory	0.00%
Good	50.00%
Very Good	20.00%
Excellent	30.00%
	100.00%





6. Internet Facility

Below Avg	0.00%
Satisfactory	0.00%
Good	0.00%
Very Good	50.00%
Excellent	50.00%
	100.00%



7. Cleanliness in Institute

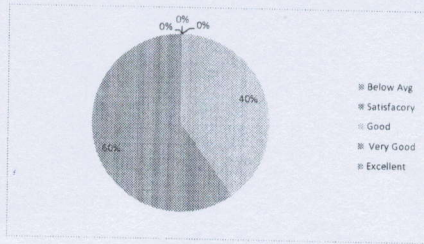
Below Avg	0.00%
Satisfactory	0.00%
Good	40.00%
Very Good	40.00%
Excellent	20.00%
	100.00%



Department of E&TC Engineering
Employer feedback on Facility/Ambience
Academic year22-23

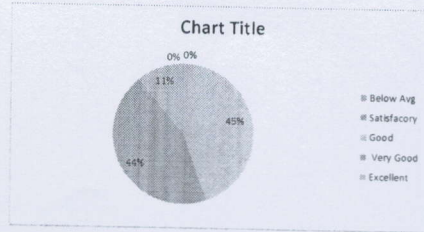
1. Computer Lab Facility

Below Avg	0%
Satisfactory	0%
Good	40%
Very Good	60%
Excellent	0%
	100%




2. ICT Classroom Facility

Below Avg	0%
Satisfactory	0%
Good	40%
Very Good	40%
Excellent	10%
	90%




3. Library Facility

Below Avg	0.00%
Satisfactory	0.00%
Good	30.00%
Very Good	40.00%
Excellent	30.00%
	100.00%



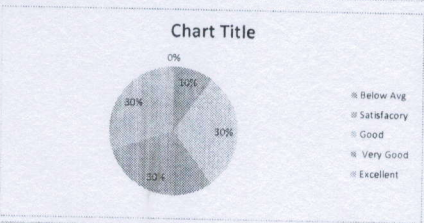
4. Drinking Water Facility

Below Avg	0.00%
Satisfactory	0.00%
Good	30.00%
Very Good	60.00%
Excellent	10.00%
	100.00%



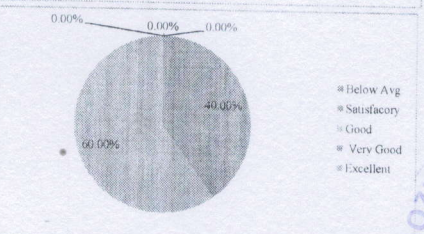
5. Wash Room Facility

Below Avg	0.00%
Satisfactory	10.00%
Good	30.00%
Very Good	30.00%
Excellent	30.00%
	100.00%





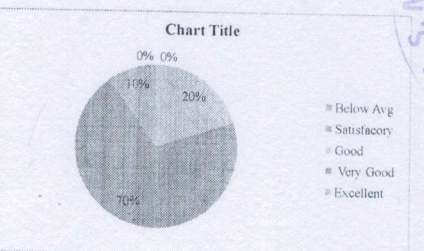
6. Internet Facility

Below Avg	0.00%
Satisfactory	0.00%
Good	0.00%
Very Good	40.00%
Excellent	60.00%
	100.00%



7. Cleanliness in Institute

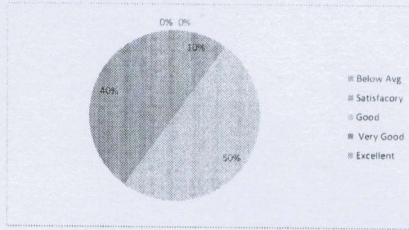
Below Avg	0.00%
Satisfactory	0.00%
Good	40.00%
Very Good	40.00%
Excellent	20.00%
	100.00%



Department of E&TC Engineering
Alumni feedback on Facility/Ambience
Academic year22-23


1. Computer Lab Facility

Below Avg	0%
Satisfactory	10%
Good	50%
Very Good	40%
Excellent	0%
	100%



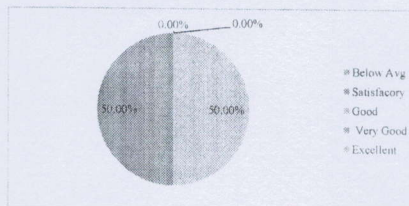
2. ICT Classroom Facility

Below Avg	0%
Satisfactory	0%
Good	0%
Very Good	70%
Excellent	30%
	100%



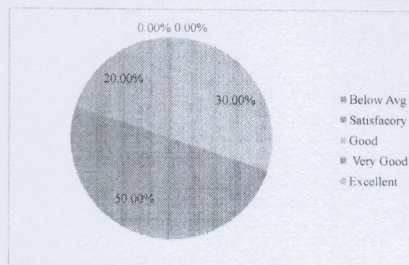
3. Library Facility

Below Avg	0.00%
Satisfactory	0.00%
Good	50.00%
Very Good	50.00%
Excellent	0.00%
	100.00%




4. Drinking Water Facility

Below Avg	0.00%
Satisfactory	0.00%
Good	30.00%
Very Good	50.00%
Excellent	20.00%
	100.00%



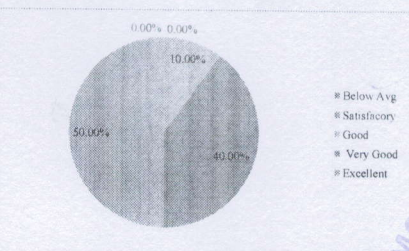
5. Wash Room Facility

Below Avg	0.00%
Satisfactory	0.00%
Good	30.00%
Very Good	50.00%
Excellent	20.00%
	100.00%



6. Internet Facility

Below Avg	0.00%
Satisfactory	0.00%
Good	10.00%
Very Good	40.00%
Excellent	50.00%
	100.00%



7. Cleanliness in Institute

Below Avg	0.00%
Satisfactory	0.00%
Good	20.00%
Very Good	40.00%
Excellent	40.00%
	100.00%

